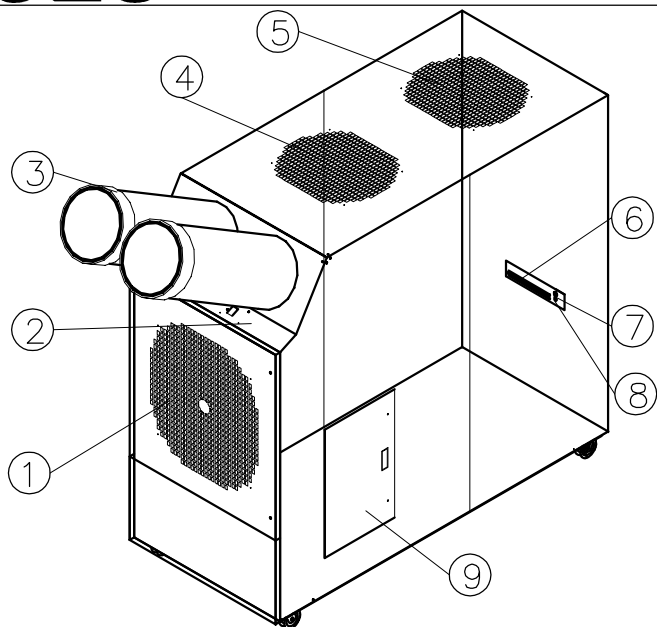


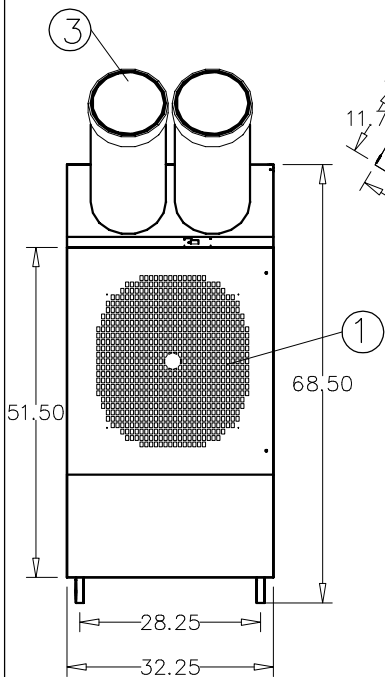
SAC12023

Legend

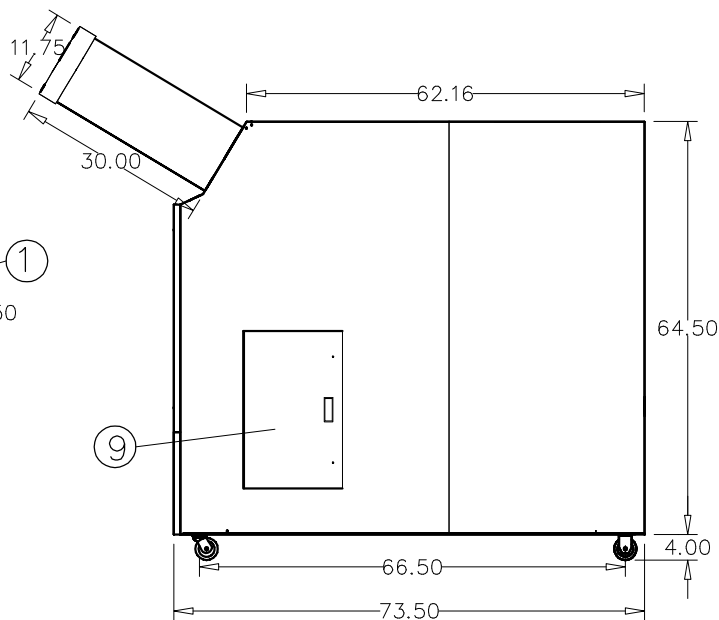
- 1 Return Air
- 2 Control Pad
- 3 Cold Air Supply
- 4 Condenser Air Inlet
- 5 Condenser Air Outlet
- 6 Power Cord
- 7 Condensate Nipple
- 8 Condensate Alarm Jack
- 9 Access Door



Isometric View



Front View



Right View



ETL LISTED CONFORMS TO ANSI/UL
1995 CERTIFIED TO CAN/CSAA22.2 NO.235

KwikKool

1-800-KWIKOOL

SPECIFICATIONS

Model SAC12023 - 10 Ton

COOLING CAPACITY		
	BTU/hr @ 95 F at 60%RH	120,000 (10 TONS)
COMPRESSOR DATA		
	Compressor Type	HERMETIC RECIP./2 STAGE
	Operating Temperatures	60-110 F .50%RH
	Refrigerant	R-22
FAN DATA		
EVAPORATOR		
	Fan Type (Centrifugal)	BELT DRIVE
	Air Flow (CFM)	1800/3800
	Supply Air Chute Data	2-12" Dia. x30" Length
	Supply Air Chute Max. Length	50'
	Motor HP	3
CONDENSER		
	I/O Intergral Condenser - In/Out	BALANCED AIR FLOW
	Fan Type (Centrifugal)	BELT DRIVE
	Air Flow (CFM)	5000
	Condenser Duct Data (Optional)	2-20" Dia. x8" Length
	Condenser Duct Max. Length	85'
	Motor HP	7 1/2
ELECTRICAL DATA		
	Power Supply (Volts)	230-3-Phase
	Current Consumption (Amps)	64.8
	Power Consumption (KW)	15
	Maximum Circuit Breaker (Amps)	80
	Minimum Circuit Ampacity (Amps)	69.7
	Min/Max Voltage	195-225/210-250
	Power Cord Gauge/Length	6 AWG/10
	Plug Configuration	FIELD SUPPLIED
DIMENSIONAL DATA		
Unitary Models	Width x Depth x Height (Inches)	32.25X73.5X68.5
	Weight (Lbs.)	1075
	Shipping Weight (Lbs.)	1200
	Ceiling Kit - CK-60 Weight	56
	Total Shipping Weight/w Ceiling Kit	1271
SAFETY DEVICE DATA		
	Compressor Overload	INTERNAL
	Fan Motor Overload	AUTOMATIC INTERNAL
	Evaporator Freeze-up	HOT GAS BYPASS
	High Pressure Switch	MANUAL
	Low Pressure Switch	AUTOMATIC
	Compressor Short Cycle	YES
	Automatic Restart	YES
	Thermostat	MICROPROCESSOR/ DIGITAL
	Condensate Pump w 20' Head Pres.	YES
	Condensate Pump Overflow	YES
	Condensate Tank Overflow	YES



1-800-KWIKOOL