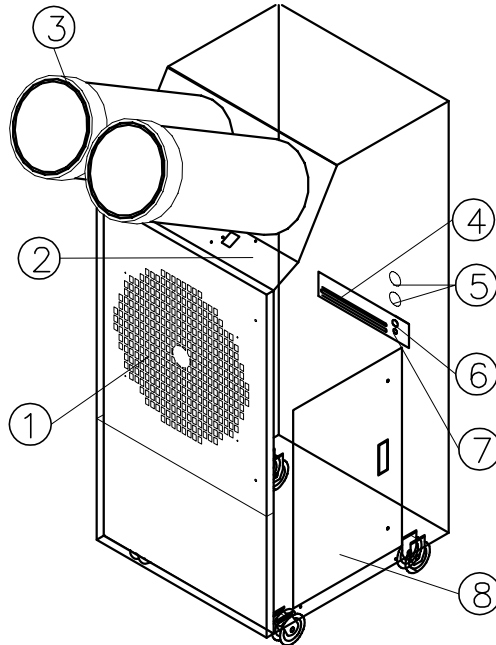


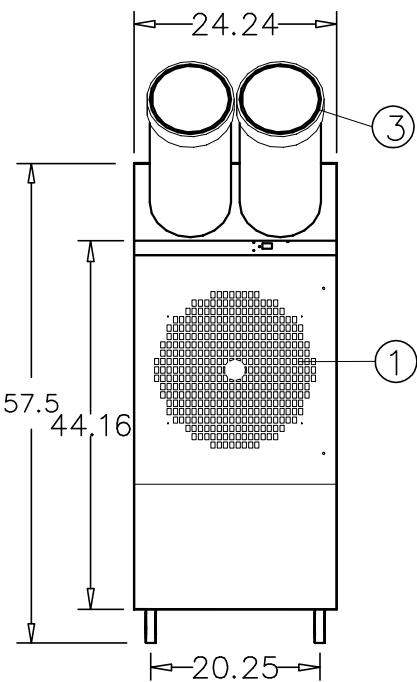
# SWAC6043

## Legend

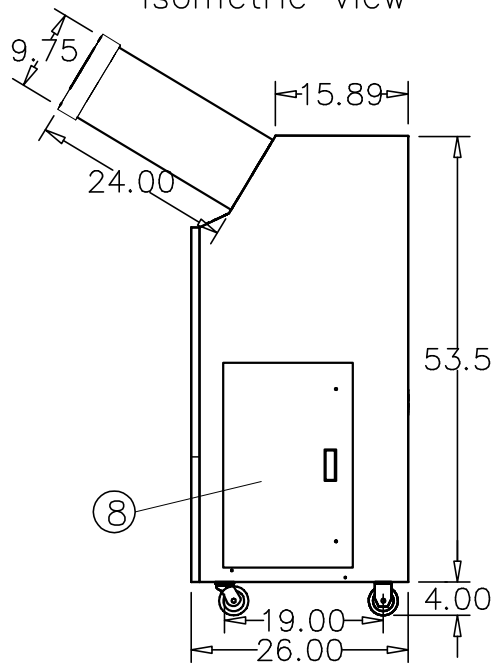
- 1 Return Air
- 2 Control Pad
- 3 Cold Air Supply
- 4 Power Cord
- 5 1/2" Female water Hose Connector (Inlet/Outlet)
- 6 Condensate Nipple
- 7 Condensate Alarm Jack
- 8 Access Door



Isometric View



Front View



Right View



ETL LISTED CONFORMS TO ANSI/UL  
1995 CERTIFIED TO CAN/CSAA22.2 NO.235



1-800-KWIKOOL

# SPECIFICATIONS

## Model SWAC6043 - 5 Ton

COOLING CAPACITY		
	BTU/hr @ 95 F at 60%RH	60000 (5 TONS)
COMPRESSOR DATA		
	Compressor Type	HERMETIC RECIP.
	Operating Temperatures	60-110 F .50%RH
	Refrigerant	R-22
FAN DATA		
EVAPORATOR		
	Fan Type (Centrifugal)	DIRECT DRIVE
	Air Flow (CFM)	2000/Single Speed
	Supply Air Chute Data	2-10" Dia. x 24" Length
	Supply Air Chute Max. Length	50'
	Motor HP	3/4
WATER FLOW DATA		
	Flow Regulation Valve	AUTOMATIC
	Inlet Water 85F-95F Exit(GPM)	15
	Inlet Water 75F-95F Exit(GPM)	7.5
	Inlet Water 65F-95F Exit(GPM)	5
	Inlet Water 55F-95F Exit(GPM)	3.75
ELECTRICAL DATA		
	Power Supply (Volts)	460-3 Phase
	Current Consumption (Amps)	14.5
	Power Consumption (KW)	6.14
	Maximum Circuit Breaker (Amps)	20
	Minimum Circuit Ampacity (Amps)	12.25
	Min/Max Voltage	420-500
	Power Cord Gauge/Length	12AWG/10
	Plug Configuration	FIELD SUPPLIED
DIMENSIONAL DATA		
Unitary Models	Width x Depth x Height (Inches)	24.25X26X57.5
	Weight (Lbs.)	383
	Shipping Weight (Lbs.)	483
SAFETY DEVICE DATA		
	Compressor Overload	INTERNAL
	Fan Motor Overload	AUTOMATIC INTERNAL
	Evaporator Freeze-up	HOT GAS BYPASS
	High Pressure Switch	MANUAL
	Low Pressure Switch	AUTOMATIC
	Compressor Short Cycle	YES
	Automatic Restart	YES
	Thermostat	MICROPROCESSOR/ DIGITAL
	Condensate Pump w 20' Head Pres.	YES
	Condensate Pump Overflow	YES
	Condensate Tank Overflow	YES



1-800-KWIKOOL